



Soft, classic knit jerseys available in many team colors.

- 5.1-ounce, 100% ring spun combed cotton
- Colorblock sleeves and rib knit crewneck
- 3/4 raglan sleeves

CARE INSTRUCTIONS

Machine wash cold, gentle cycle. Only non-chlorine bleach when needed. Tumble dry low, do not iron.

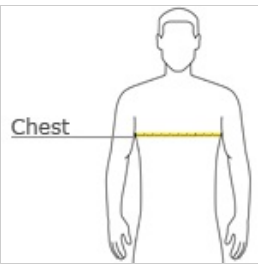


front



back

HOW TO MEASURE
















CHEST

With arms down at sides, measure around the upper body, under arms and over the fullest part of the chest.

SIZE CHART

	XS	S	M	L	XL	2XL	3XL	4XL	5XL
Chest	30-32	33-36	37-40	41-43	44-46	47-49	50-53	54-57	58-60

COLOR INFORMATION

										
Carolina Blue/Navy PMS 7545 C	Gold/Navy PMS 137 C	Heather Grey/Black PMS 7539 C	Heather Grey/Navy PMS 7539 C	White/Black PMS WHITE	White/Cardinal PMS WHITE	White/Forest PMS WHITE	White/Gold PMS WHITE	White/Maroon PMS WHITE	White/Navy PMS WHITE	White/Purple PMS WHITE
										
White/Red PMS WHITE	White/Royal PMS WHITE									