



A year-round essential, our best-selling t-shirt has been voted "most popular" by groups, teams, clubs and schools across America.

- 6.1-ounce, 100% soft spun cotton
- 98/2 cotton/poly (Ash)
- 90/10 cotton/poly (Athletic Heather)
- Shorter cut through the body and sleeves for a more feminine fit

CARE INSTRUCTIONS

Machine wash cold, inside out with like colors. Only non-chlorine bleach when needed. Tumble dry medium. Do not iron.

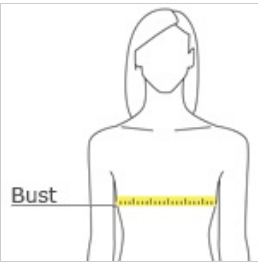


front



back

HOW TO MEASURE

















BUST
Measure under the arm and around the fullest part of the bust with arms down, keeping tape horizontal.

SIZE CHART

	XS	S	M	L	XL	XXL	3XL	4XL
Size	2	4/6	8/10	12/14	16/18	20/22	24/26	28/30
Bust	32-34	35-36	37-38	39-41	42-44	45-47	48-51	52-55

COLOR INFORMATION

Please note: PMS code information is shown only when an exact match is available.

 Aquatic Blue PMS 2389C	 Athletic Heather PMS COOL GRAY 7C	 Athletic Maroon PMS 209C	 Candy Pink PMS 189C	 Charcoal PMS COOL GRAY 11C	 Jet Black PMS BLACK C	 Kelly PMS 340C	 Lavender PMS 2071C	 Natural	 Navy PMS 2380C	 Purple PMS 7672C
 Red PMS 200C	 Royal PMS 2133C	 White								