



Our versatile, fully seam-sealed jacket offers outstanding waterproof protection to keep you dry whether you're on the job or on the trail. Folds into a convenient carry pouch for easy, compact storage.

- 100% polyester
- 100% polyester mesh-lined body and hood
- 5000MM fabric waterproof rating
- 1000G/M2 fabric breathability rating
- Zip-off hood
- Contrast waterproof zippers
- Adjustable self-fabric tab cuffs with hook and loop closures
- Front zippered pockets
- Port Pocket™ for easy embroidery access
- Open hem with locking drawcord
- Drawstring carry pouch included



front



back

**HOW TO MEASURE**











**BUST**  
With arms down at sides, measure around the upper body, under arms and around the fullest part of the bust.

**SIZE CHART**

	XS	S	M	L	XL	XXL	3XL	4XL
Size	2	4/6	8/10	12/14	16/18	20/22	24/26	28/30
Bust	32-34	35-36	37-38	39-41	42-44	45-47	48-51	52-55

**COLOR INFORMATION**

							
Black PMS NTR BLACK	Dark Fuchsia PMS 7425 C	Direct Blue PMS 7691 C	Engine Red PMS 193 C	Magnet PMS CL GY 11 C	Slicker Yellow PMS 1235 C	True Navy PMS 533 C	Vine Green PMS 7741 C