

# Port Authority® Long Sleeve Silk Touch™ Polo K500LS



A favorite for years, our Silk Touch™ polo is soft, supple and easy to care for. The silky smooth pique knit resists wrinkles while the classic long sleeve style looks great on everyone.

- 5-ounce, 65/35 poly/cotton pique
- Flat knit collar and cuffs
- Double-needle armhole seams and hem
- 3-button placket
- Metal buttons with dyed-to-match plastic rims
- Side vents

**CARE INSTRUCTIONS**

Machine wash cold with like colors. Do not bleach. Tumble dry low. Warm iron if necessary.



front



back

**HOW TO MEASURE**













**CHEST**  
With arms down at sides, measure around the upper body, under arms and over the fullest part of the chest.

**SIZE CHART**

	XS	S	M	L	XL	2XL	3XL	4XL	5XL	6XL
Chest	32-34	35-37	38-40	41-43	44-46	47-49	50-53	54-57	58-60	61-63

**COLOR INFORMATION**

									
Black PMS 426 C	Burgundy PMS 505 C	Coffee Bean PMS 497 C	Cool Grey PMS 7539 C	Dark Green PMS 5467 C	Navy PMS 533 C	Red PMS 207 C	Royal PMS 654 C	Stone PMS 452 C	White PMS WHITE