

Port Authority® Classic Poplin Jacket J753



Our Classic Poplin Jacket is breathable and weather resistant and it allows you to wear the crisp appearance and versatility of your favorite tailored shirt on top of your outfit.

- 65/35 poly/cotton shell
- Mesh body lining, polyester sleeve lining
- Cadet collar with drawcord and toggles
- Elastic waistband

CARE INSTRUCTIONS

Machine wash cold, gentle cycle. Tumble dry low. Cool iron if needed. Do not bleach.

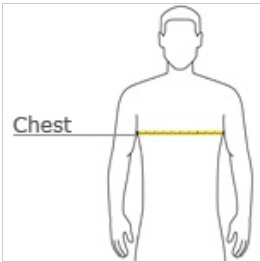


front



back

HOW TO MEASURE











CHEST

With arms down at sides, measure around the upper body, under arms and over the fullest part of the chest.

SIZE CHART

	XS	S	M	L	XL	2XL	3XL	4XL	5XL	6XL
Chest	32-34	35-37	38-40	41-43	44-46	47-49	50-53	54-57	58-60	61-63

COLOR INFORMATION

							
Black/Black PMS Ntr Black C	Black/Stone PMS 7535 C	British Khaki/Black PMS 7504 C	Dark Navy/Dark Navy PMS 433 C	Dark Navy/Red PMS 7427 C	Hunter/Dark Navy PMS 5467 C	Red/Dark Navy PMS 7427 C	Stone/Dark Navy PMS 7535 C