



- 4.3-ounce, 100% cotton jersey, 32 singles
- 90/10 combed ring spun cotton/poly, 32 singles (Heather Grey)
- 1x1 rib knit crew neck collar
- Shoulder to shoulder taping
- Tear-away label
- Side seamed
- Classic fit

CARE INSTRUCTIONS

100% Cotton. Machine Wash Cold. Only Non-Chlorine. Bleach When Needed. Tumble Dry Low. Do Not Iron Decoration.



front



back

HOW TO MEASURE



CHEST WIDTH













Measure under the arm and around the fullest part of the chest with arms down, keeping tape horizontal.

SIZE CHART

	XS	S	M	L	XL
Size	4/5	6/7	8	10/12	14/16
Chest	13 1/2 - 15	15-16	16-17	17-18	18-20

COLOR INFORMATION

Please note: PMS code information is shown only when an exact match is available.

										
Black PMS 426C	Classic Orange PMS 172C	Heather Gray PMS 4276C	Heavy Metal PMS 445C	Kelly Green PMS 7731C	Light Blue PMS 552C	Light Pink PMS 495C	Midnight Navy PMS 2380C	Purple Rush PMS 3574C	Red PMS 711C	Royal PMS 7686C
										
White PMS 663C										