



# Heavy Blend™ Full-Zip Hooded Sweatshirt. 18600



- 8-ounce, 50/50 cotton/poly
- Double-needle stitching at waistband and cuffs
- Unlined hood with dyed-to-match drawcord
- YKK metal zipper
- 1x1 rib knit cuffs and waistband with spandex
- Front pouch pockets

Due to the nature of 50/50 cotton/poly neon fabrics, special care must be taken throughout the printing process.

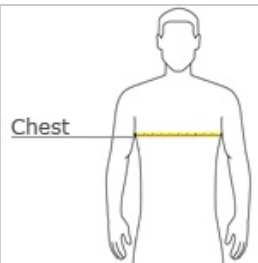


front



back

## HOW TO MEASURE





















**CHEST**  
Measure under the arm and around the fullest part of the chest with arms down, keeping tape horizontal.

## SIZE CHART

	S	M	L	XL	2XL	3XL	4XL	5XL
Chest	34-36	38-40	42-44	46-48	50-52	54-56	58-60	62-64

## COLOR INFORMATION

 Ash Grey PMS COOL GREY 3 C	 Black PMS 426 C	 Cardinal PMS 1955 C	 Carolina Blue PMS 659 C	 Dark Chocolate PMS 412 C	 Dark Heather Grey PMS 446 C	 Forest Green PMS 5535 C	 Irish Green PMS 2252 C	 Light Pink PMS 684 C	 Maroon PMS 7644 C	 Navy PMS 533 C
 Purple PMS 2112 C	 Red PMS 199 C	 Royal PMS 7686 C	 S. Orange	 Safety Green PMS 382 C	 Sports Grey PMS COOL GREY 7 C	 White				

\*Not all sizes are available in every color.