

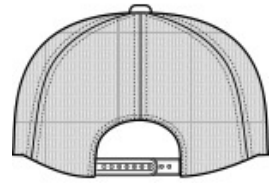


- Fabric 100% cotton canvas bill and front two panels; 100% polyester woven mesh mid and back panels
- Structure Structured
- Profile Mid
- Features Moisture-wicking sweatband
- Closure 7-position adjustable snapback

\*\*



front



back

**HOW TO MEASURE**





**HATS**

Measure the circumference around the head, above the eyebrow and at the widest part of the head. Divide number by 3.14 for hat size.

**SIZE CHART**

	OSFA
Hat Size	6 5/8- 8
Head Size	20 7/8- 25 1/8

**COLOR INFORMATION**

			
Black PMS BLACK C	Charcoal PMS 7540C	Duck Brown PMS 7568C	Navy Blue PMS 532C