



- Relaxed, drapey fit
- Tear-away label
- Side seamed
- Low-cut armholes
- Curved bottom hem
- Solid Colors: 3.7-ounce, 65/35 poly/viscose, 32 singles
- Athletic Heather: 52/48 poly/viscose
- Black Heather: 80/20 rayon/poly
- Heather Navy: 70/30 rayon/poly
- Marble Colors: 3.5-ounce, 91/9 poly/Airlume combed and ring spun cotton, 32 singles
- Vintage Slub Colors: 4-ounce, 50/37.5/12.5 poly/Airlume combed and ring spun cotton/rayon, 32 singles
- Solid Black Slub: 4-ounce, 40/30/30 poly/Airlume combed and ring spun cotton/rayon, 32 singles



front

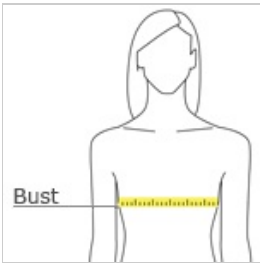


back

CARE INSTRUCTIONS

Machine wash warm, inside out, with like colors. Only non-cholorine bleach. Tumble dry low. Medium iron. Do not iron decoration. Do not dry clean.

HOW TO MEASURE

























BUST
Measure under the arm and around the fullest part of the bust with arms down, keeping tape horizontal.

SIZE CHART

	S	M	L	XL	2XL
Size	6-8	8-10	10-12	14-18	20-22
Chest	30-32	32-33 1/2	33 1/2- 35 1/2	35 1/2- 37 1/2	37 1/2- 39 1/2

COLOR INFORMATION

										
Asphalt Slub PMS 425C	Athletic Heather PMS 7538U	Black PMS BLACK C	Black Heather PMS BLACK 7CP	Black Marble PMS BLACK 7C	Charcoal Black Slub PMS 426C	Dark Grey Heather PMS COOL GREY	Denim Slub PMS 2223UP	Dusty Blue PMS 5645 CP	Heather Deep Teal PMS 7470UP	Heather Navy PMS 7546CP
										
Heather Olive PMS 7497CP	Maroon PMS 7428C	Mauve PMS 2341CP	Mauve Slub PMS 7524U	Military Green PMS 2410UP	Mint PMS 344C	Peach PMS 7520C	Red PMS 200C	Sunset PMS 2024UP	Teal PMS 2398U	True Royal Marble PMS 293CP



White
PMS WHIT C

White Marble

White Slub

PMS COOL GREY
PMS WHITE C
3C